

Finding Information Using Destiny Quest


Developing good research habits now will help kids throughout their academic career. One of the things we stress is not using Google or other search engines to find information for research. We have some great resources at your fingertips that have already been vetted for reliability and they are at your child's reading and interest level. Plus they have the added benefit of helping them with their citations. Here is how to use them.

Go to the WESD website at <http://www.wesdschools.org>

Click the link to Destiny Quest








Select Abraham Lincoln Traditional School

 destiny.wesdschools.org



Welcome to Washington Elementary School District

Elementary Schools

- [Abraham Lincoln Traditional School](#) 
- [Acacia Elementary School](#) 
- [Alta Vista Elementary School](#) 
- [Arroyo Elementary School](#) 
- [Cactus Wren Elementary School](#) 

Be sure to log in!

The navigation bar for the Destiny Quest website. It features a dark blue background with a light blue gradient. On the left is the "Destiny Quest" logo. In the center is a search bar with the text "Find: Enter your search here" and a "Go!" button. On the right are several navigation links: "Quest Home", "My Info", "Advanced Search", "Visual Search", "FollettShelf", "Login" (circled in red), and "Exit". Below the search bar, it says "Abraham Lincoln Traditional School" and "Hello, Guest!".

Login: user name= lunch number

Password=last name

Type your topic into the search bar and click “go”.



Select “Web Sites”



On the left bar select “grade level” and then select the level you want.



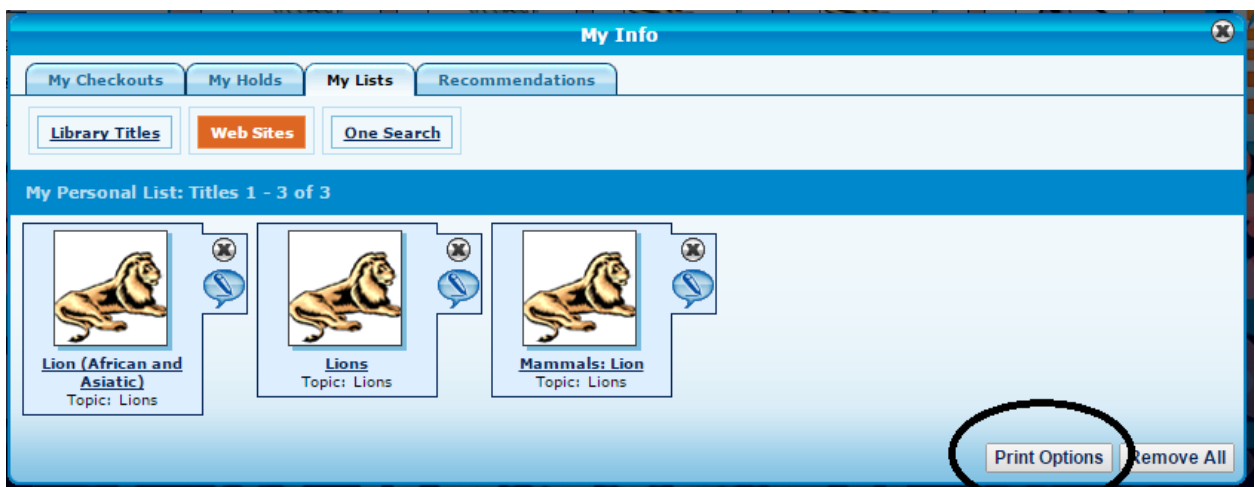
Creating a Bibliography

When you find an article to use, go back to the results list and drag the icon to the side box called “My Personal List”.

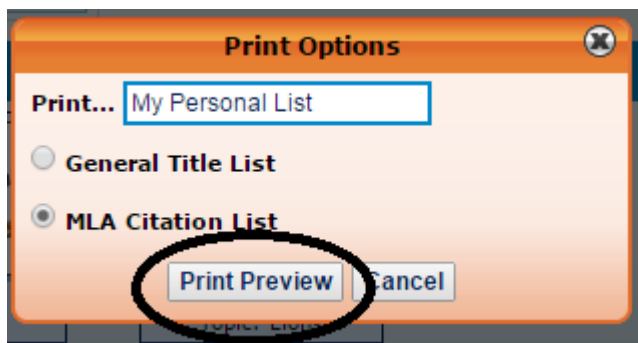


When you are ready to create your bibliography open "My Personal List" by clicking on it.

Select print options.



Choose MLA Citation list and then select print preview.



Your citations are complete. You can copy and paste these into your bibliography.